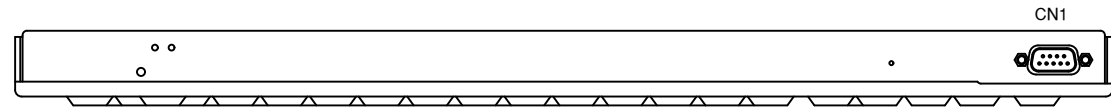
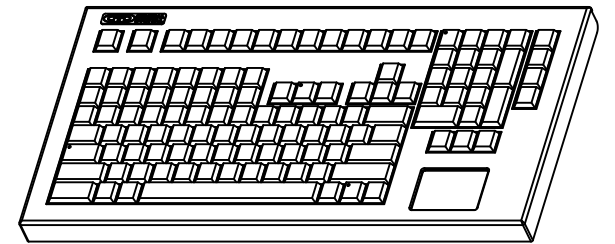


CUSTOMER APPROVAL

COMPANY
DATE

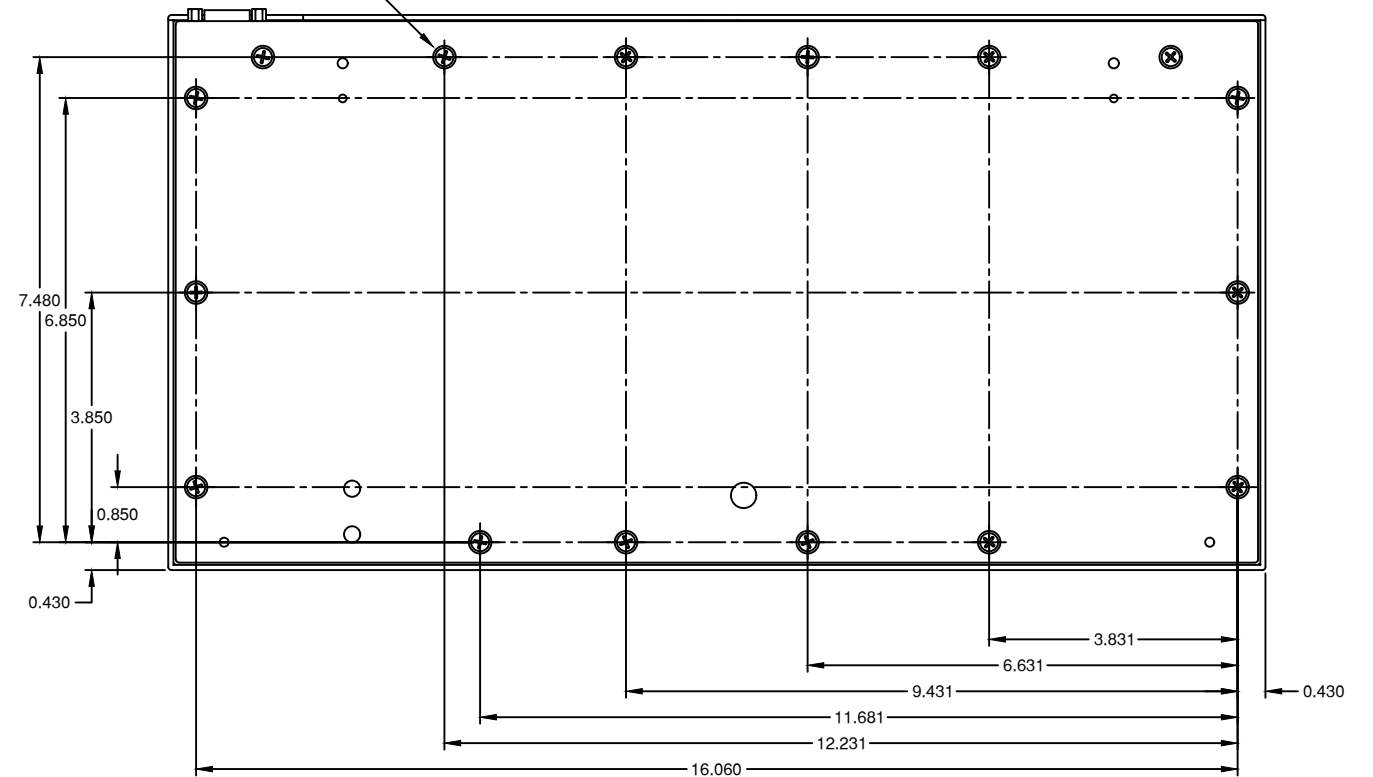

NAME (PRINT)
SIGNATURE

90-750-117



'GD' LOGO LABEL
67-081

MOUNTING HOLES (X14):
6-32 x 0.350 DEEP MAX



SHEET 1 OF 2

THIS DOCUMENT CONTAINS PROPRIETARY INFORMATION OF GENERAL DIGITAL AND IS NOT TO BE DISCLOSED, REPRODUCED OR PUBLISHED WITHOUT WRITTEN CONSENT FROM GENERAL DIGITAL. THIS DOCUMENT MUST BE RENDERED ILLEGIBLE WHEN BEING DISCARDED. © COPYRIGHT 2020. ALL RIGHTS RESERVED.

CONNECTOR CHART

DESIGNATION	FUNCTION	TYPE
CN1	KEYBOARD INTERFACE	DE-9-P

MECHANICAL OUTLINE ONLY. SPECIFICATIONS SUBJECT TO CHANGE WITHOUT NOTICE. U.O.S. ALL DIMENSIONS ARE IN INCHES.

APPROVALS	DATE
DRAWN C.P.	02-Dec-20
CHECKED B.N.	02-Dec-20
APPROVED J.H.	02-Dec-20



60 Prestige Park Road, East Hartford, CT 06108
(860) 282-2900 www.GeneralDigital.com

DESKTOP KEYBOARD, RUGGED
121-KEY W/ TOUCHPAD & 3 BUTTONS

REV	DATE	ECN	DESCRIPTION	BY
2	23-Jun-22	E006576	ADD GD LOGO LABEL TO DRAWING	MM
1	5-Aug-21	E006356	REMOVED CABLE PASS THROUGH	FA

UNLESS OTHERWISE SPECIFIED DIMENSIONS ARE IN INCHES TOLERANCES ARE:
FRACTIONS DECIMALS ANGLES
±1/32 .X ±.050 ±0° 30'
.XX ±.031
.XXX±.020

B	CAGE CODE 1JA77	DWG. NO. 750-117-97	REV 2
----------	--------------------	------------------------	----------

DO NOT SCALE DRAWING

CUSTOMER APPROVAL

COMPANY	NAME (PRINT)
DATE	SIGNATURE

90-750-117

CN1 KEYBOARD INTERFACE

DE-9-P

PIN #	SIGNAL NAME
1	TB GND
2	KYBD GND
3	KYBD V +
4	KYBD DATA -
5	TB DATA +
6	KYBD DATA +
7	TB DATA -
8	TB V +
9	CHASSIS GND

UNIT SPECIFICATIONS

SPECIFICATION	REQUIREMENT	UNITS
KEYBOARD		
KEYBOARD LAYOUT	ANSI/HFES 100 QWERTY	
KEY COUNT	121	
POINTING DEVICE	RESISTIVE TOUCHPAD - 3 KEYS	
ENVIRONMENTAL		
OPERATING TEMPERATURE	+10 - +40	DEGREES CELSIUS
STORAGE TEMPERATURE	-40 - +70	DEGREES CELSIUS
HUMIDITY	95	% RH NON-CONDENSING
DRIP-PROOF	MIL-STD-108	
FUNGUS	MIL-STD-810, METHOD 508	
SHOCK	MIL-DTL-901E - GRADE B - CLASS 1 - TYPE B	
VIBRATION	MIL-STD-167-1A - TYPE 1	
PROHIBITED	- NO PVC OR CADMIUM - NO MATERIALS DEFINED IN MIL-HBDK-2036, PARAGRAPH 3.12.1 (TABLE VI) SHALL BE USED	
MECHANICAL		
WEIGHT (MAX)	5.00	POUNDS
MOUNTING	6-32 UNC-2B FASTENERS (X14), FROM BOTTOM	

SHEET 2 OF 2

THIS DOCUMENT CONTAINS PROPRIETARY INFORMATION OF GENERAL DIGITAL AND IS NOT TO BE DISCLOSED, REPRODUCED OR PUBLISHED WITHOUT WRITTEN CONSENT FROM GENERAL DIGITAL. THIS DOCUMENT MUST BE RENDERED ILLEGIBLE WHEN BEING DISCARDED. © COPYRIGHT 2020. ALL RIGHTS RESERVED.

CONNECTOR CHART

DESIGNATION	FUNCTION	TYPE
CN1	KEYBOARD INTERFACE	DE-9-P

MECHANICAL OUTLINE ONLY. SPECIFICATIONS SUBJECT TO CHANGE WITHOUT NOTICE. U.O.S. ALL DIMENSIONS ARE IN INCHES.

APPROVALS	DATE
DRAWN C.P.	02-Dec-20
CHECKED B.N.	02-Dec-20
APPROVED J.H.	02-Dec-20
DO NOT SCALE DRAWING	



60 Prestige Park Road, East Hartford, CT 06108
(860) 282-2900 www.GeneralDigital.com

**DESKTOP KEYBOARD, RUGGED
121-KEY W/ TOUCHPAD & 3 BUTTONS**

B	CAGE CODE 1JA77	DWG. NO. 750-117-97	REV 2
----------	--------------------	------------------------	----------

REV	DATE	ECN	DESCRIPTION	BY
2	23-Jun-22	E006576	ADD GD LOGO LABEL TO DRAWING	MM
1	5-Aug-21	E006356	REMOVED CABLE PASS THROUGH	FA

UNLESS OTHERWISE SPECIFIED DIMENSIONS ARE IN INCHES
TOLERANCES ARE:
FRACTIONS DECIMALS ANGLES
±1/32 .X ±.050 ±0° 30'
.XX ±.031
.XXX±.020