

CUSTOMER APPROVAL

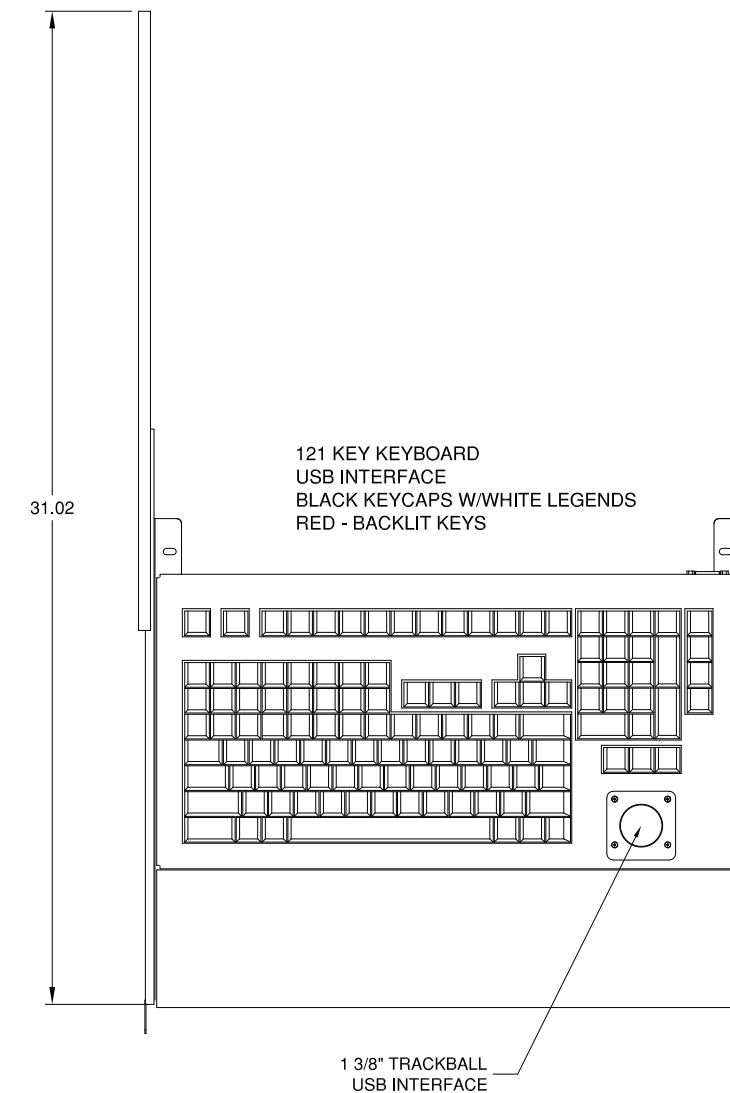
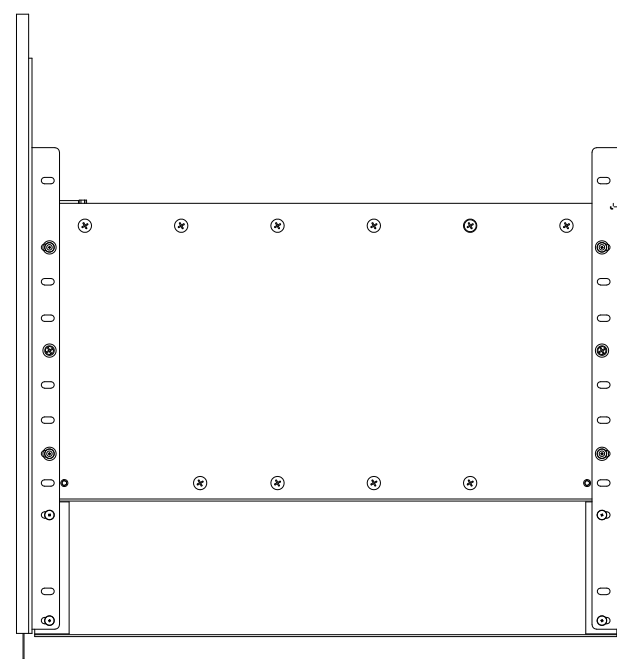
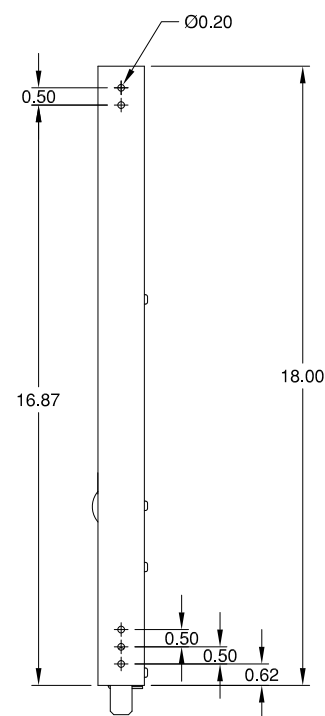
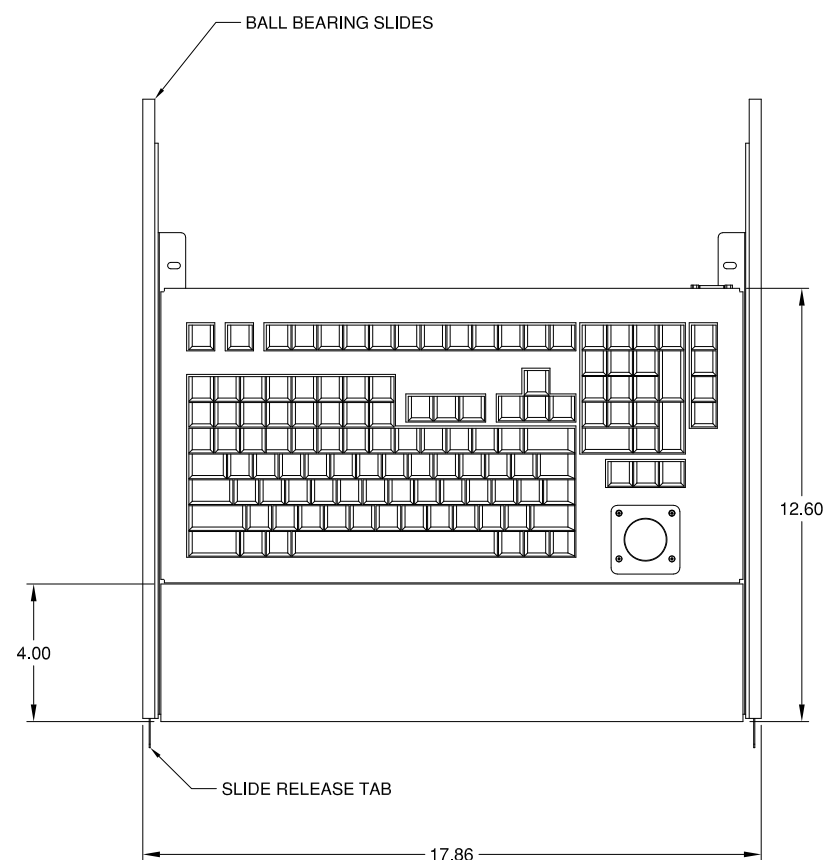
| | |
|---------|--------------|
| COMPANY | NAME (PRINT) |
| DATE | SIGNATURE |

RK121-12TBB-MIL-USB

90-750-080



| CN1 - KEYBOARD/TRACKBALL | |
|--------------------------|-------------|
| DE-9-P | |
| PIN # | SIGNAL NAME |
| 1 | TB RETURN |
| 2 | KBD RETURN |
| 3 | KBD +5VDC |
| 4 | KBD- |
| 5 | TB+ |
| 6 | KBD+ |
| 7 | TB- |
| 8 | TB +5VDC |
| 9 | CHASSIS GND |



SHT 1 OF 2


| REV | DATE | ECN | DESCRIPTION | BY |
|-----|----------|---------|---|----|
| B1 | 10/26/21 | E006385 | IN THE ACCESSORIES TABLE, CHANGE LENGTH OF 200-006-023 FROM 7" TO 10" | MM |
| B | 7/19/19 | E005684 | CORRECTION TO USB PULL-UP RESISTOR | JH |
| A | 5/23/18 | E005320 | UPDATE KEYBOARD ELECTRONIC | FA |

THIS DOCUMENT CONTAINS PROPRIETARY INFORMATION OF GENERAL DIGITAL AND IS NOT TO BE DISCLOSED, REPRODUCED OR PUBLISHED WITHOUT WRITTEN CONSENT FROM GENERAL DIGITAL. THIS DOCUMENT MUST BE RENDERED ILLEGIBLE WHEN BEING DISCARDED. © COPYRIGHT 2015. ALL RIGHTS RESERVED.

UNLESS OTHERWISE SPECIFIED DIMENSIONS ARE IN INCHES
 TOLERANCES ARE:
 FRACTIONS DECIMALS ANGLES
 ±1/32 .X ±.050 ±0° 30'
 .XX ±.031
 .XXX±.020

| CONNECTOR CHART | | |
|-----------------|-------------|--------|
| DESIGNATION | FUNCTION | TYPE |
| CN1 | KYBD/TB UCB | DE-9-P |

| MECHANICAL OUTLINE ONLY. SPECIFICATIONS SUBJECT TO CHANGE WITHOUT NOTICE. U.O.S. ALL DIMENSIONS ARE IN INCHES. | |
|--|-----------|
| APPROVALS | DATE |
| DRAWN | MM |
| CHECKED | 02-Oct-17 |
| APPROVED | |
| DO NOT SCALE DRAWING | |



GENERAL DIGITAL

The Innovators of Flat Panel Technology

8 Nutmeg Road South, South Windsor, CT 06074
 (860) 282-2900 www.GeneralDigital.com

**Rackmount Keyboard, 1U, 121-key
 1 3/8 in. Trackball, Red Backlit, PC USB Compatible**

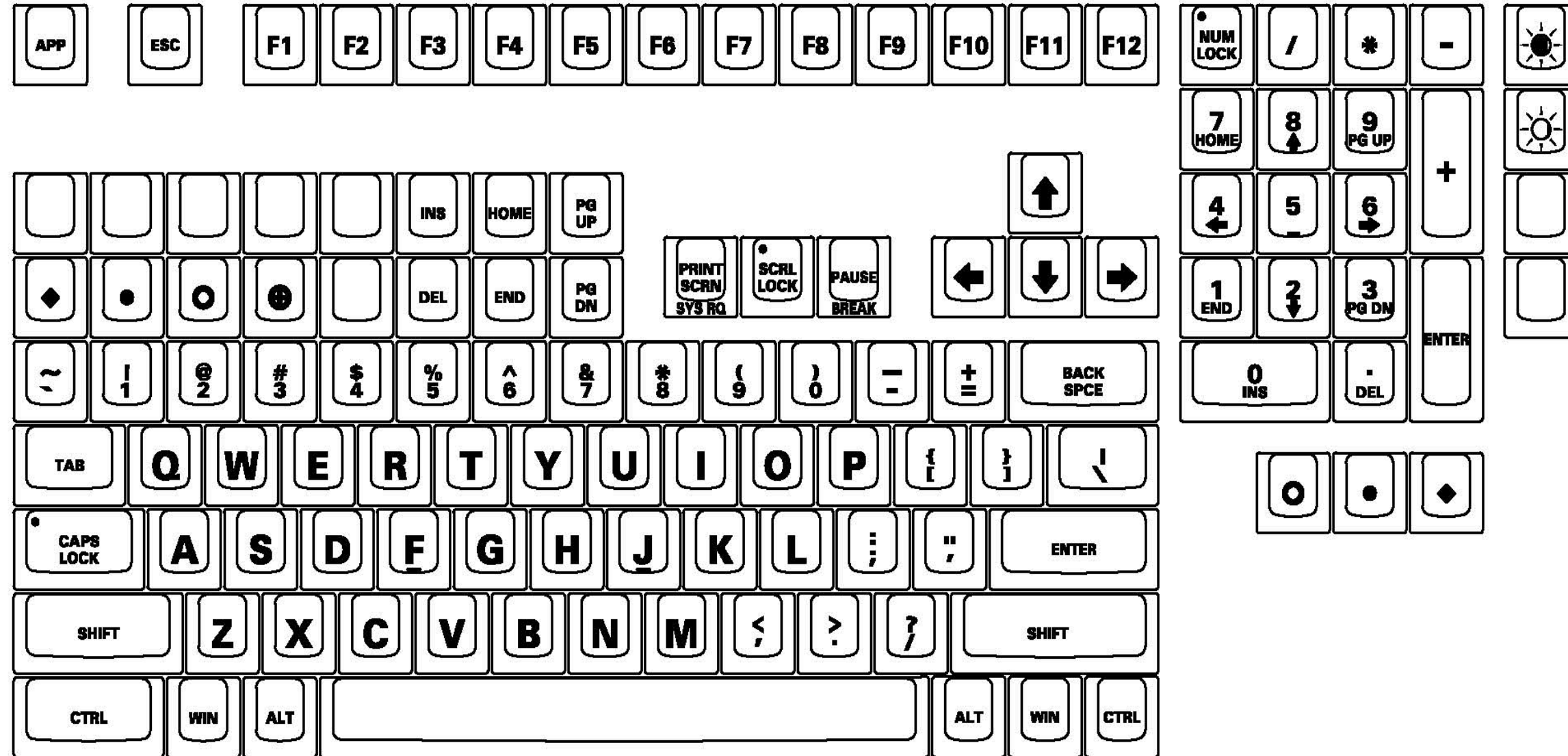
| | | | |
|----------|--------------------|------------------------|-----------|
| B | CAGE CODE 1JA77 | DWG. NO. 750-080-97 | REV B1 |
|----------|--------------------|------------------------|-----------|

CUSTOMER APPROVAL

RK121-12TBB-MIL-USB

950-750-080

| | |
|---------|--------------|
| COMPANY | NAME (PRINT) |
| DATE | SIGNATURE |



Accessories

| Part Number | Description |
|-------------|---|
| - | Rack Mounting Kit, Includes Brackets And Hardware |
| 200-006-023 | External Dual USB Cable,10' |

SHEET 2 OF 2

| | | | | | | | | | | | | | |
|-----|------|----------|-------------|---|----|--|-----------------|--|--|--|--|--|--|
| REV | B1 | 10/26/21 | E006385 | IN THE ACCESSORIES TABLE, CHANGE LENGTH OF 200-006-023 FROM 7' TO 10' | MM | <p>THIS DOCUMENT CONTAINS PROPRIETARY INFORMATION OF GENERAL DIGITAL AND IS NOT TO BE DISCLOSED, REPRODUCED OR PUBLISHED WITHOUT WRITTEN CONSENT FROM GENERAL DIGITAL. THIS DOCUMENT MUST BE RENDERED ILLEGIBLE WHEN BEING DISCARDED. © COPYRIGHT 2015. ALL RIGHTS RESERVED.</p> <p>UNLESS OTHERWISE SPECIFIED DIMENSIONS ARE IN INCHES TOLERANCES ARE: FRACTIONS DECIMALS ANGLES ±1/32 .X ±.050 ±0° 30' .XX ±.031 .XXX±.020</p> | CONNECTOR CHART | | | MECHANICAL OUTLINE ONLY. SPECIFICATIONS SUBJECT TO CHANGE WITHOUT NOTICE. U.O.S. ALL DIMENSIONS ARE IN INCHES. | | <p>GENERAL DIGITAL The Innovators of Flat Panel Technology 8 Nutmeg Road South, South Windsor, CT 06074 (860) 282-2900 www.GeneralDigital.com</p> | |
| | B | 7/19/19 | E005684 | CORRECTION TO USB PULL-UP RESISTOR | JH | | | | | | | | |
| | A | 5/23/18 | E005320 | UPDATE KEYBOARD ELECTRONIC | FA | | | | | | | | |
| | DATE | ECN | DESCRIPTION | BY | | | | | | | | | |
| | | | | | | | | | | | | | |

APPROVALS _____ **DATE** _____

DRAWN _____ **MM** _____ **02-Oct-17**

CHECKED _____

APPROVED _____

DO NOT SCALE DRAWING

B CAGE CODE 1JA77 DWG. NO. 950-750-080 REV B1

**Rackmount Keyboard, 1U, 121-key
1 3/8 in.Trackball, Red Backlit, PC USB Compatible**