

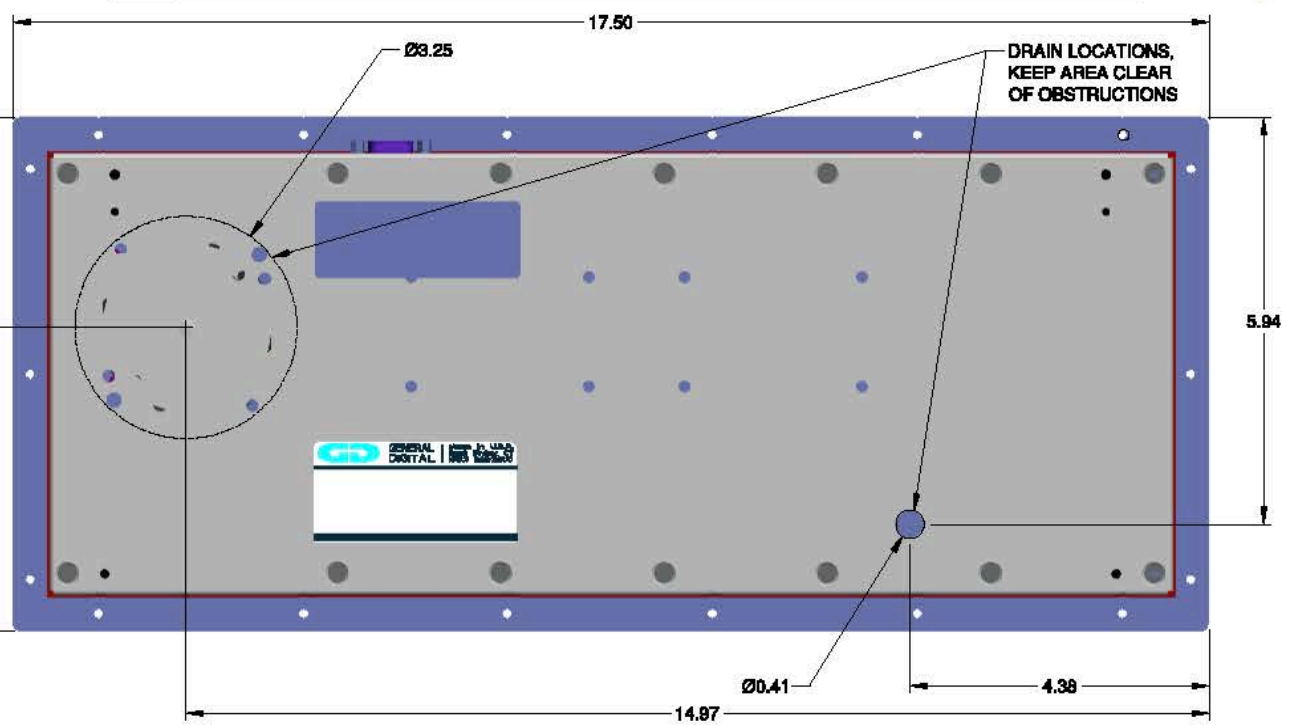
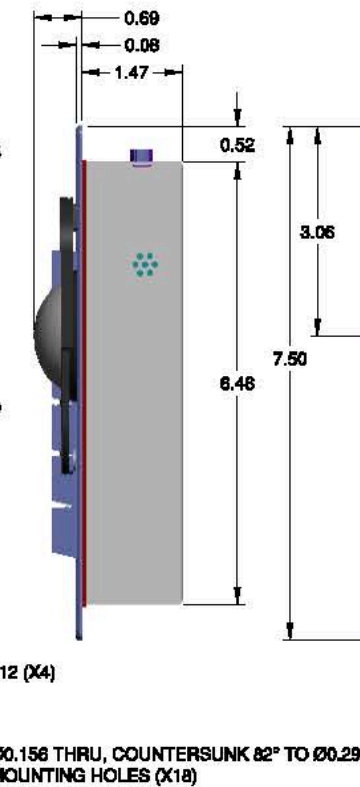
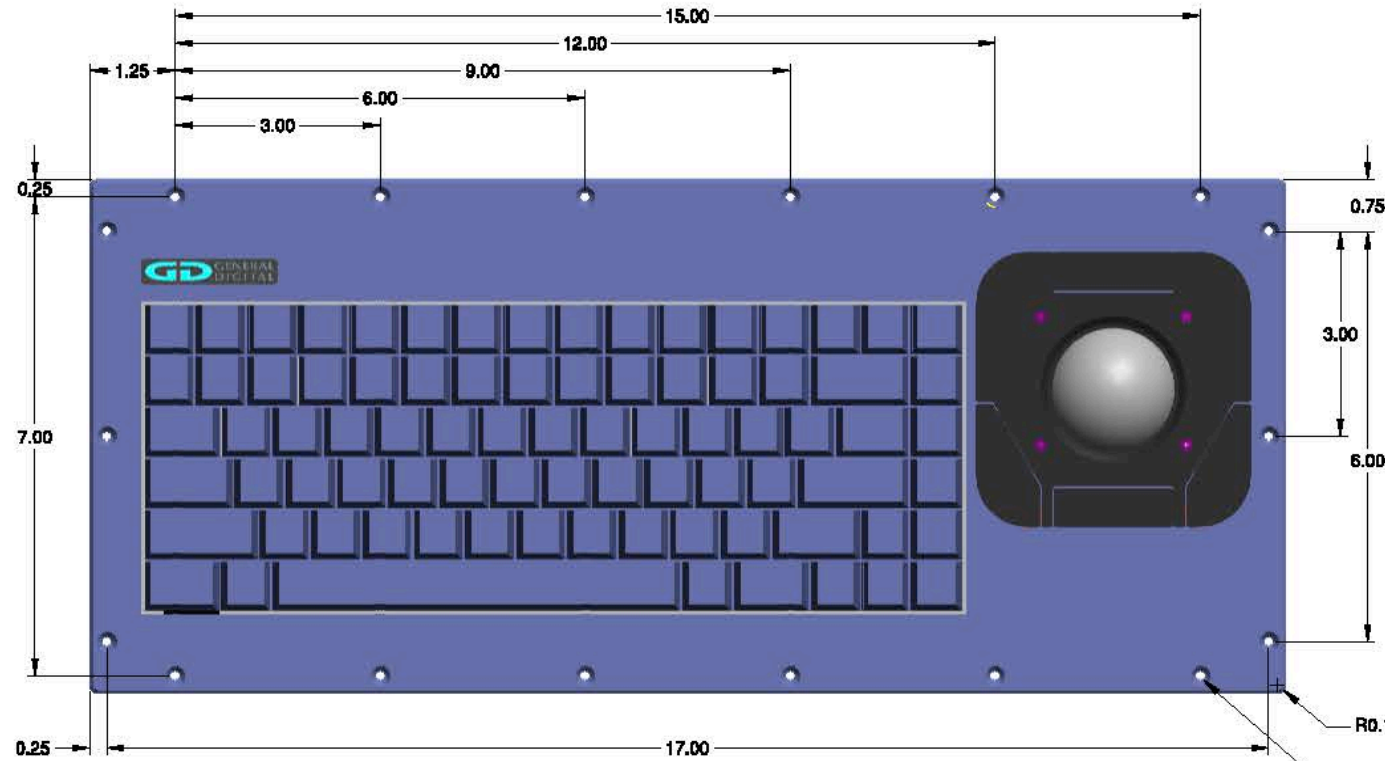
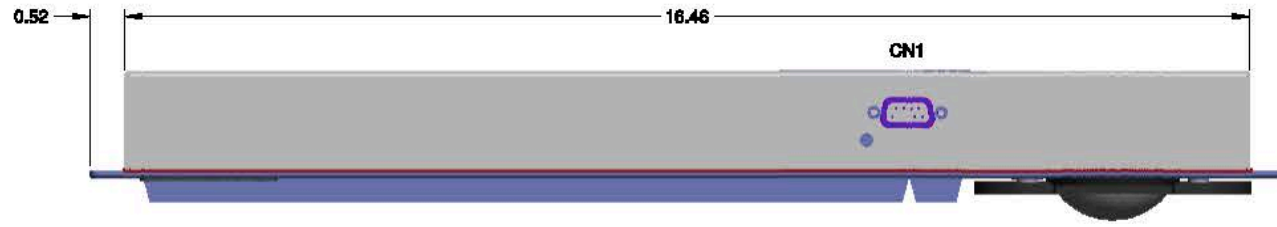
CUSTOMER APPROVAL

COMPANY	NAME (PRINT)
DATE	SIGNATURE

PANEL MOUNT KEYBOARD

90-750-074-A

CN1 - USB KEYBOARD/TRACKBALL	
DE-9-P	
PIN #	SIGNAL NAME
1	TB GND
2	KB GND
3	KB +5VDC
4	KBD-
5	TB+
6	KBD+
7	TB-
8	TB +5VDC
9	CHASSIS GND



- FEATURES:**
- 82 KEY KEYBOARD WITH BRITISH LEGENDS (SEE SHEET 2 FOR LAYOUT)
 - 2.0" TRACKBALL
 - USB INTERFACE
 - MIDDLE TRACKBALL BUTTON DISABLED
 - RED BACKLIT KEYS

- ACCESSORIES:**
- 750-074-03 - DE-9 SOCKET --> USB TYPE A (X2) KEYBOARD/TRACKBALL CABLE, 2.0m

SHEET 1 OF 2

THIS DOCUMENT CONTAINS PROPRIETARY INFORMATION OF GENERAL DIGITAL AND IS NOT TO BE DISCLOSED, REPRODUCED OR PUBLISHED WITHOUT WRITTEN CONSENT FROM GENERAL DIGITAL. THIS DOCUMENT MUST BE RENDERED ILLEGIBLE WHEN BEING DISCARDED. © COPYRIGHT 2017. ALL RIGHTS RESERVED.

UNLESS OTHERWISE SPECIFIED DIMENSIONS ARE IN INCHES TOLERANCES ARE:
 FRACTIONS DECIMALS ANGLES
 ±1/32 .X ±.050 ±0° 30'
 .XX ±.031
 .XXX±.020

CONNECTOR CHART		
DESIGNATION	FUNCTION	TYPE
CN1	USB KEYBOARD/TRACKBALL	DE-9-P

MECHANICAL OUTLINE ONLY. SPECIFICATIONS SUBJECT TO CHANGE WITHOUT NOTICE. U.O.S. ALL DIMENSIONS ARE IN INCHES.	
APPROVALS	DATE
C.P.	24-Apr-17
T.R.	24-Apr-17
J.H.	24-Apr-17

DO NOT SCALE DRAWING

GENERAL DIGITAL
Engineering What's Next
 8 Nutmeg Road South, South Windsor, CT 06074
 (860) 282-2900 www.GeneralDigital.com

PANEL MOUNT KEYBOARD
 82 KEY KEYBOARD, 2.0" TRACKBALL

B	CAGE CODE 1JA77	DWG. NO. 750-074-97-A	REV A
----------	--------------------	--------------------------	----------

REV	DATE	ECN	DESCRIPTION	BY
A	10/25/18	E005444	CHANGE KEYBOARD TO 60-420-A	MM
V1	06/07/17	E005040	CORRECT PINOUT CHART FPR CPNNECTOR CN1	MM

CUSTOMER APPROVAL

COMPANY	NAME (PRINT)
DATE	SIGNATURE

PANEL MOUNT KEYBOARD

90-750-074-A



ALL LEGENDS ARE NEGATIVE IMAGE
(TRANSLUCENT LEGEND ON BLACK BACKGROUND)

SHEET 2 OF 2

<p>THIS DOCUMENT CONTAINS PROPRIETARY INFORMATION OF GENERAL DIGITAL AND IS NOT TO BE DISCLOSED, REPRODUCED OR PUBLISHED WITHOUT WRITTEN CONSENT FROM GENERAL DIGITAL. THIS DOCUMENT MUST BE RENDERED ILLEGIBLE WHEN BEING DISCARDED. © COPYRIGHT 2017. ALL RIGHTS RESERVED.</p>					<p>UNLESS OTHERWISE SPECIFIED DIMENSIONS ARE IN INCHES TOLERANCES ARE: FRACTIONS DECIMALS ANGLES ±1/32 .X ±.050 ±0° 30' .XX ±.031 .XXX±.020</p>			<p>MECHANICAL OUTLINE ONLY. SPECIFICATIONS SUBJECT TO CHANGE WITHOUT NOTICE. U.O.S. ALL DIMENSIONS ARE IN INCHES.</p>			<p>GD GENERAL DIGITAL <i>Engineering What's Next</i> 8 Nutmeg Road South, South Windsor, CT 06074 (860) 282-2900 www.GeneralDigital.com</p>		
CONNECTOR CHART					APPROVALS			DATE					
DESIGNATION	FUNCTION		TYPE		DRAWN		CHECKED		APPROVED				
CN1	USB KEYBOARD/TRACKBALL		DE-9-P		C.P.		T.R.		J.H.				
A	10/25/18	E005444	CHANGE KEYBOARD TO 60-420-A		MM								
V1	06/07/17	E005040	CORRECT PINOUT CHART FPR CPNNECTOR CN1		MM								
REV	DATE	ECN	DESCRIPTION		BY	DO NOT SCALE DRAWING		PANEL MOUNT KEYBOARD 82 KEY KEAYBOARD, 2.0" TRACKBALL		REV			
B						CAGE CODE 1JA77	DWG. NO. 750-074-97-A			A			