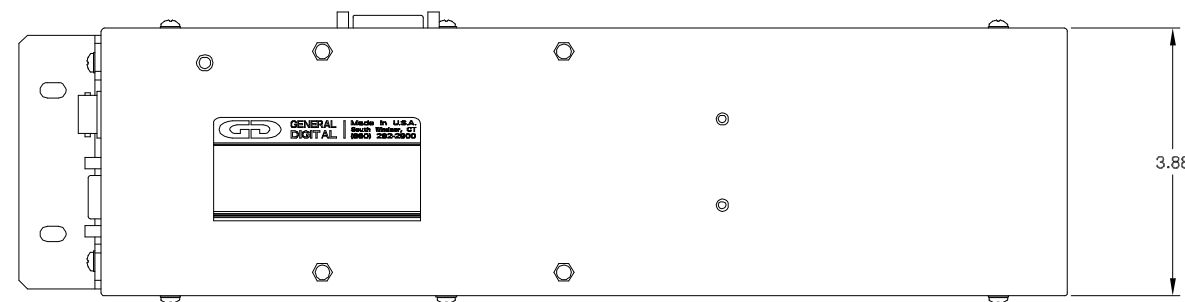
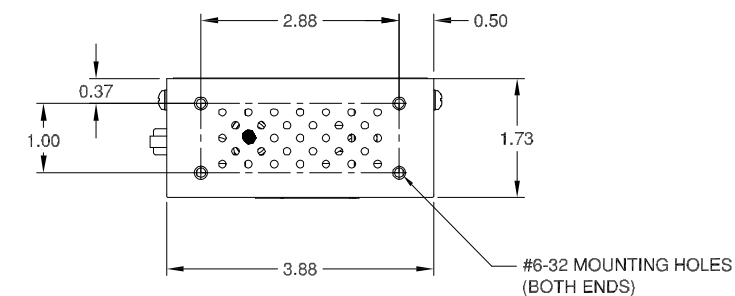
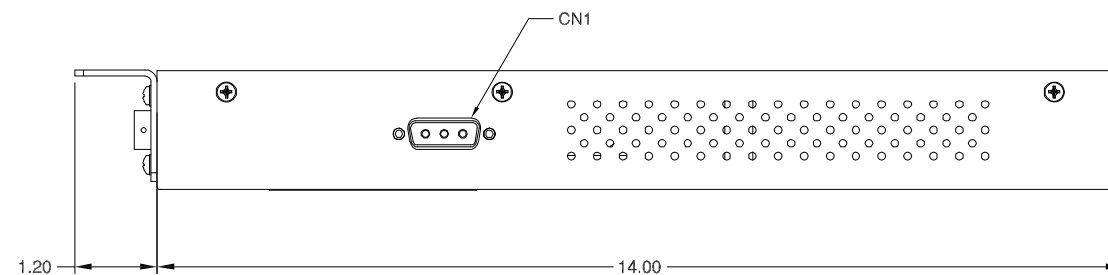
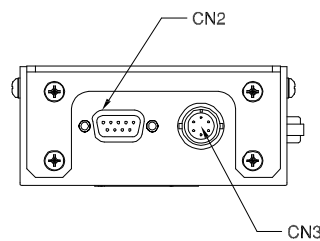
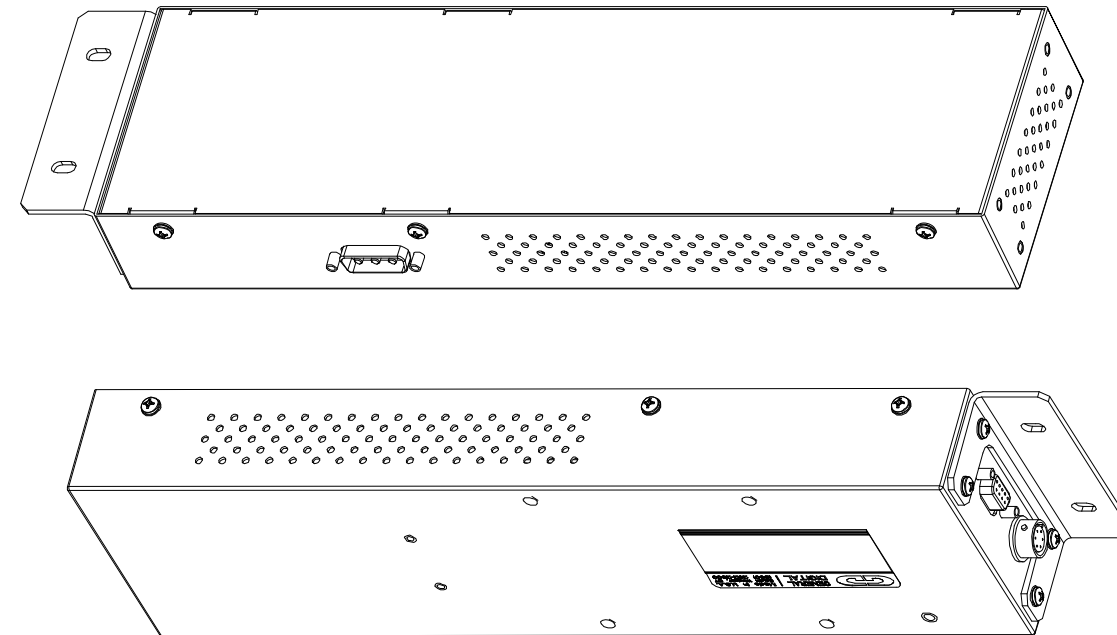
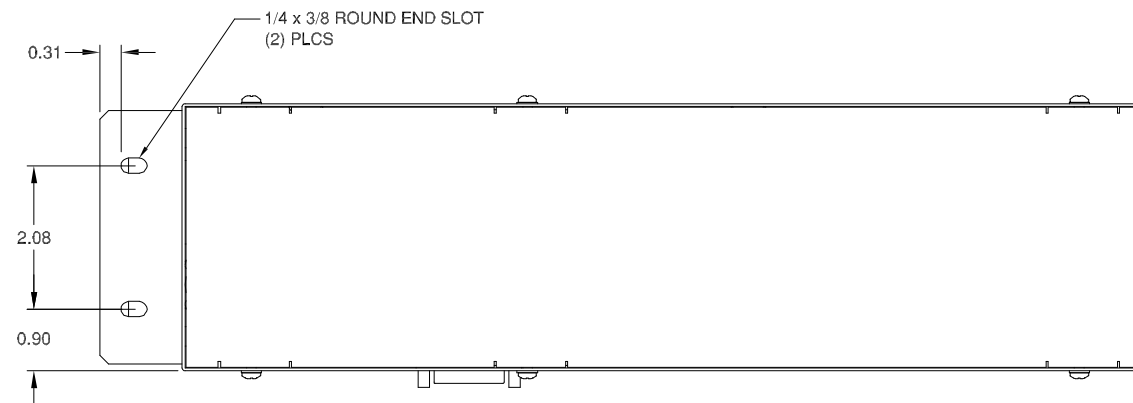


90-1105-026



THIS DOCUMENT CONTAINS PROPRIETARY INFORMATION OF GENERAL DIGITAL AND IS NOT TO BE DISCLOSED, REPRODUCED OR PUBLISHED WITHOUT WRITTEN CONSENT FROM GENERAL DIGITAL. THIS DOCUMENT MUST BE RENDERED ILLEGIBLE WHEN BEING DISCARDED. © COPYRIGHT 2008. ALL RIGHTS RESERVED.

UNLESS OTHERWISE SPECIFIED DIMENSIONS ARE IN INCHES
 TOLERANCES ARE:
 FRACTIONS DECIMALS ANGLES
 ±1/32 .X ±.050 ±0° 30'
 .XX ±.031
 .XXX±.020

CONNECTOR CHART			MECHANICAL OUTLINE ONLY. SPECIFICATIONS SUBJECT TO CHANGE WITHOUT NOTICE. U.O.S. ALL DIMENSIONS ARE IN INCHES.	
DESIGNATION	FUNCTION	TYPE	APPROVALS	DATE
CN1	INPUT POWER	3W3	FLA	04-02-08
CN2	DC POWER	DE-9-P	T.R.	04-02-08
CN3	DC OUTPUT	6-PIN HIROSE	B.G.	04-02-08
			DO NOT SCALE DRAWING	



The Innovators of Flat Panel Technology
 8 Nutmeg Road South, South Windsor, CT 06074
 (860) 282-2900 www.GeneralDigital.com

**POWER SUPPLY, RACKMOUNT 1U,
 DC - DC CONVERTER, 144W**

REV	DATE	ECN	DESCRIPTION	BY

B	CAGE CODE	DWG. NO.	REV
	1JA77	08-06	-